



THE COLLEGE SEARCH

Mr. Frank Lattoz

Mrs. Lacey Imbriaco

Ms. Lisa Blackman

What happens after High School?



- College or University
 - 2 year (Associates) or 4 year (Bachelors)
- Trade School
- Military
- Employment
- Travel year, Service Year

Understand there are many options for you after graduation-you will find the right option for you!

Why College?

- Educational enrichment
- Social opportunities-meet new people
- Preparation for the job market and the “real world”
- Broadening of self and experiencing new things




What do I need to do to get there?

- Keep your grades up: an upward trend of improvement is important
- Take Challenging classes: focus on academic courses in your senior year schedule. If appropriate, take honors, AP and advanced courses to help prepare you for the rigors of college coursework
- Start preparing and practicing for standardized tests such as the SAT and ACT
- Get involved with extra curricular activities!
 - ▣ sports, the arts, politics, anything that is of interest to you!
 - ▣ Get a job or volunteer!

What should I be doing now?

- Have a conversation as a family about college hopes, goals, and interests
 - ▣ Discussion topics should include finances, possible careers, family dynamics



- Junior Meetings will be a discussion about the college search process – what are your thoughts so far and what resources to use to find good fit colleges. When you get a Zoom Invite, please be sure to attend your appointment!
 - ▣ There will be a brief meeting to discuss 12th grade courses, so start preparing now!

Where do I want to go to school?

- How big of a school do I want? There are advantages and disadvantages to all sizes
- Do I know what I want to study? If so, who has that major? Can they supply internships for me to get experience?
- How far away do I want to go to school? Are Mom and Dad okay with a plane ride away? Do I get homesick easily?
- What else do you think would be important to you in a new home for four years?

Good Fit Colleges... and how to find them...

- Naviance Student is a great tool –
 - College search engine
 - Scattergrams
 - Admissions requirements
- Collegeboard.org
- Talk to your peers

Junior Year Checklist



- Start a list of schools you would like to visit for campus tours. Use spring break, summer vacations, and school holidays to make visits. Visit small, medium, and large schools
- Attend local and regional college fairs/nights
- NJ National College Fair – Virtual Fairs on 3/21 and 5/2
- Take the ACT and/or SAT's.
- Think about which teacher(s) you will ask for a letter of recommendation. Ask no more than 2 teachers!!
 - Here's why...
- If you are an athlete, talk with your coaches about the NCAA Eligibility Center & what that process entails
- Sign up for summer tours

In Person Campus Visits



- Keep notes- jot down things you notice, people's names, unique aspects of campus
- Hang out in the dining hall, bookstore, and University center to get the local "flavor"
- Take the guided tour, but leave time to do some exploring on your own
- Check out the local area as well-do they have interesting activities for you to take part in? Are there good "town/gown" relations?
- Think about the questions you will ask your tour guide

Virtual Campus Visits



- Many colleges have posted virtual tours to their website
- Some schools have created online Open House events.
- All schools have created a special section of their website with the most up to date information as to how they are making adjustments during this time - *this will be the best source of information about individual schools.*

Indicating Your Interest

- Students can still gather information and demonstrate their interest in a college/university by doing the following:
 - ▣ Request mail
 - ▣ Sign up for events
 - ▣ Follow schools on Social Media
 - ▣ Reach out to Admissions Representatives with your questions

Summer before Senior Year

- Start reviewing any materials received from colleges
- Check the websites of schools you are interested in
- Visit colleges and take campus tours
- Take notes, pictures, and get names of people you meet in case you have follow up questions
- Do a few practice tests of the SAT/ACT if you plan on taking them again in the fall
- Create your Common App account AFTER August 1st



Senior Year, Part I-Applying!

September/October

- ❑ **Register for/take any standardized tests.**
- ❑ **Compile a list of the schools you intend to apply to. Be mindful of deadlines for early action/early decision. Apply to about 5-8 schools. “Likely” as well as reach schools should be on your list - they should all be schools that you would be happy to attend if you were accepted.**
- ❑ **Attend Open Houses* at schools on your list. Sign up for Admissions Rep Visits at JCHS*. Ask questions!**
- ❑ **Talk to your teachers and counselor about writing recommendations for you (if you haven’t already).**
- ❑ **Write your college essay – be sure to ask someone to help you edit!**

Senior Year, Part I-Applying!

November/December

- Register for/take any standardized tests.**
- Schedule interviews, if required, at your top choice schools.**
- Investigate scholarship opportunities at each school**
- Work with your counselor to get all materials ready to go at least two weeks prior to each deadline.**
- Be mindful of special deadlines.**

- APPLY!**

Ways to Apply



- Apply to each school using school's own application on their website OR The Common Application OR The Coalition Application
- Student Responsibilities
 - ▣ Complete application, Submit test scores, Personal Statement/Essay, Resume, Request Letters of Recommendation (in person AND in Naviance Student), Request transcripts through Naviance Student.
- Each application needs:
 - ▣ Transcript, Test Scores, Personal Statement, Counselor Evaluation & Letter of Recommendation, Teacher Recommendation(s), Resume or list of activities.

Types of Admissions Policies



Admitting

- **Rolling Admissions**
 - Ability to submit within a large window of time
 - Some specify an end date, some close window once all spots are filled
 - Usually receive a response within a few weeks of submission
- **Regular Decision**
 - Standard procedure and deadline for many colleges
 - Typically due in January, decisions sent out in April
- **Early action**
 - Deadline in November
 - Decisions by mid-late December
 - Non-binding
- **Early decision**
 - Considered top choice school
 - Deadline in November, decisions in December
 - If you are accepted, it is a binding decision – you must enroll at that school.


Academics



- This is the most important part of your application.
- Did you take challenging courses every year? Did you attempt the honors/AP/accelerated courses that are offered?
- Make sure to have a strong senior year schedule...no slacking off!
- The five major subjects demonstrate to colleges you are ready for the rigors of their coursework.
 - ▣ What are they? English, Mathematics, Science, Social Science, and World Language

Standardized Tests

- ❑ RELAX! The more nervous you are, the less chance you will have at being successful.
- ❑ Consider taking both the SAT and the ACT. Why?
- ❑ Take tests at end of junior year and the fall of your senior year. You should not have more than 3-4 test scores.
- ❑ Do borrow practice books or consult websites to familiarize yourself with the formats and lengths of each test
- ❑ Don't spend every waking minute studying for these tests-your high school record is more important



What about you?



- ❑ Make sure to be involved with school activities - be it sports, clubs, community service. Do what you like. Dedicate yourself to the activities that you enjoy and mean the most to you.
- ❑ Have to work? That's fine as well. That shows colleges that you can balance academics and a job. You may have a job in college as well.
- ❑ Craft a resume which details “who” you are outside of your GPA and test scores
- ❑ And even better, schedule an interview.

Senior Year, Part II-The Waiting Game

Winter


- File FAFSA as soon after October 1* as possible
- Do the schools have everything for your application? Application turn around time is about 4-6 weeks
- Attend any special receptions or events you are invited to

Spring

- Share college acceptances with your counselor
- Review your financial aid packages at each school-what is the best choice for you and your family?
- Submit housing application to your top choice school
- Deposit deadline is May 1!

Advice to consider...

- There are over 6000 colleges and universities in the USA alone...there is a “right” school for everyone
- Enjoy the college search
- Use your resources: your school counselor, your family, the library, admissions people, your peers
- The academics, community, and the resources should be what drives you - you should feel a “fit” and a sense of belonging at whatever school you decide upon



Questions?

